

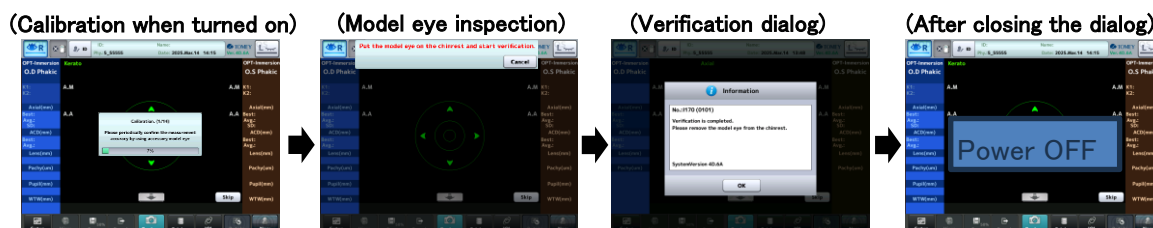
Precautions when turning off the device

After using the device, be sure to follow the steps and precautions below and turn off the power at the right time. Even if you are not changing the device settings, there is a possibility that OA-2000 may update its internal settings during the process. Turning off the power after saving the internal settings will help prevent device failure or malfunction.

Precautions when turning off the power

1. Turning off the device while it is still in use

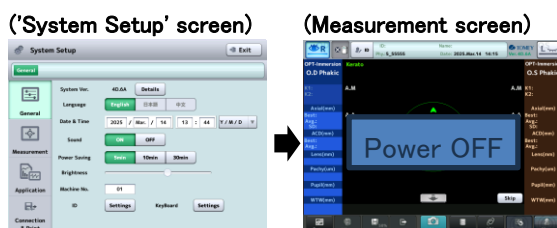
When the device is turned on, a model eye inspection guide will be displayed. Only turn off the power after confirming the inspection results or closing the confirmation dialog that appears after an interruption.



Turn off the device at this display.

2. When returning to the measurement screen from the 'System Setup' screen

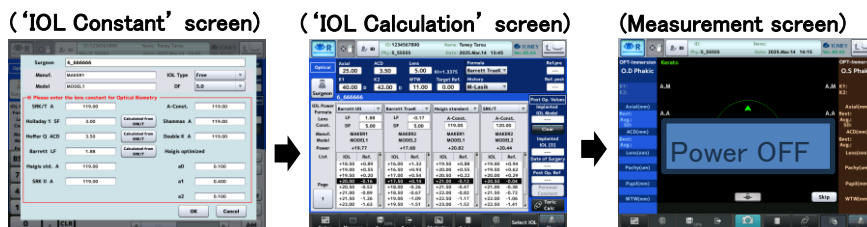
Even if no settings are changed, internal settings may still be updated. When on the 'System Setup' screen, always press the 'Exit' button and return to the measurement screen before turning off the power.



Turn off the device at this display.

3. When adding IOL Constants on the 'IOL Calculation' screen

If a new IOL Constant is added on the 'IOL Calculation' screen, return to the measurement screen before turning off the power.



Turn off the device at this display.

By following the correct operation procedures, the device can be used safely and for a long period. We appreciate your understanding and cooperation.

TOMEY CORPORATION

2-11-33 Noritakeshinmachi, Nishi-ku, Nagoya 451-0051 Japan

TEL [+81] 52-581-5327 FAX[+81] 52-561-4735